

关键特性 Key Features

超宽工作温度范围: -40°C~150°C

高精度: ±10ppm

低相位抖动: 42fs @156.25MHz

输出: 单端、差分


Ultra wide operating temperature range: -40°C~150°C

High accuracy: ±10ppm

Low phase jitter: 42fs@156.25MHz

Output: single ended, differential

Ultra small ultra thin



应用 Application

◆ 汽车电子 ◆ 智能终端 ◆ 智能家电 ◆ 工业专用设备消费类电子 ◆ 通讯设备 ◆ 可穿戴设备 ◆ 计算平台等

◇ Auto Electronics ◇ IT ◇ Smart Appliances ◇ Industrial Special Device ◇ Consumer Electronics

◇ Communication Device ◇ Wearable Device ◇ Computing Platform, etc

(OSC) 差分输出 Single Ended Output

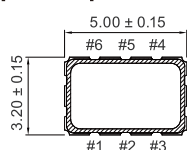
产品系列	尺寸 (mm)	频率范围 (MHz)	频率精度@25°C (ppm)	工作温度 (°C)	输出波形	推荐频点 (MHz)
OSC (差分输出)	3.2*2.5*0.9	50 ~ 220	± 50	-40 ~ 85、-40 ~ 105	LVPECL LVDS HCSL	100 ~ 175
	5.0*3.2*1.2	100 ~ 170	± 25/50/100	-40 ~ 85	LVPECL LVDS HCSL	
	7.0*5.0*1.7	62.5 ~ 220	± 25/50/100	-40 ~ 85	LVPECL LVDS HCSL	

(OSC) 标准规格 Electronic Specification

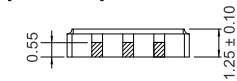
序号 NO.	参数 Parameter	符号 Symbol	HCSL						单位 Company	备注 Remarks
			3.3V		2.5V		1.8V			
1	供电电压 Supply voltage	Vdd	2.97	3.63	2.25	2.75	1.71	1.89	V	
2	标称频率 Nominal frequency	F0	100	135	100	135	100	135	MHz	
3	电流 Current	Icc	-	42	-	42	-	42	mA	
4	老化率 Aging rate	F_age	± 3						ppm	First year
5	存储温度范围 Storage temperature range	T_stg	-55	125	-55	125	-55	125	°C	
6	输出波形 Output waveform	-	HCSL						-	
7	占空比 Duty cycle	TH/T	45	55	45	55	45	55	%	
8	启动时间 Start time	Tosc	-	5	-	5	-	5	ms	
9	上升时间 Rise time	Tr	-	0.6	-	0.6	-	0.6	ns	
10	下降时间 Descent time	Tf	-	0.6	-	0.6	-	0.6	ns	
11	"1" 电平 "1" level	VoH	0.6	0.9	0.6	0.9	0.55	1.0	V	
12	"0" 电平 "0" level	VoL	-	0.15	-	0.15	-	0.15	V	
13	支持电流 Supporting current	-	-	30	-	30	-	30	uA	
14	输出负载 Output load	-	50						Ω	
15	三态 Tristate	Output Enable	0.7Vdd	-	0.7Vdd	-	0.7Vdd	-	V	
		Output Disable	-	0.3vdd	-	0.3vdd	-	0.3vdd	V	
16	相声噪位 Crosstalk noise level @Vdd=3.3V 156.25MHz	-	Typ.: -150		Typ.: -150		Typ.: -150		dBc/Hz	offset 10kHz
		-	Typ.: -155		Typ.: -155		Typ.: -155		dBc/Hz	offset 100kHz
		-	Typ.: -160		Typ.: -160		Typ.: -160		dBc/Hz	offset 1MHz
17	相位抖动 Phase jitter	-	-	0.1	-	0.1	-	0.1	pSec	Integrated 12KHz to 20MHz@3.3V

外型尺寸 Outline Dimensions (Unit:mm)

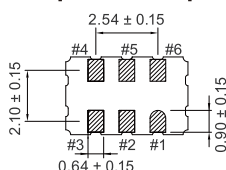
[TOP VIEW]



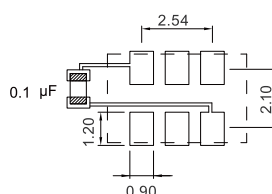
[SIDE VIEW]



[BOTTOM VIEW]



To ensure optimal oscillator performance, place a by-pass capacitor of 0.1μF as close to the part as possible between Vdd and GND pads.



Pin#	Function
1	Tri-State/NC
2	NC / Tri-State
3	GND
4	Output
5	Comp_Output
6	VDD